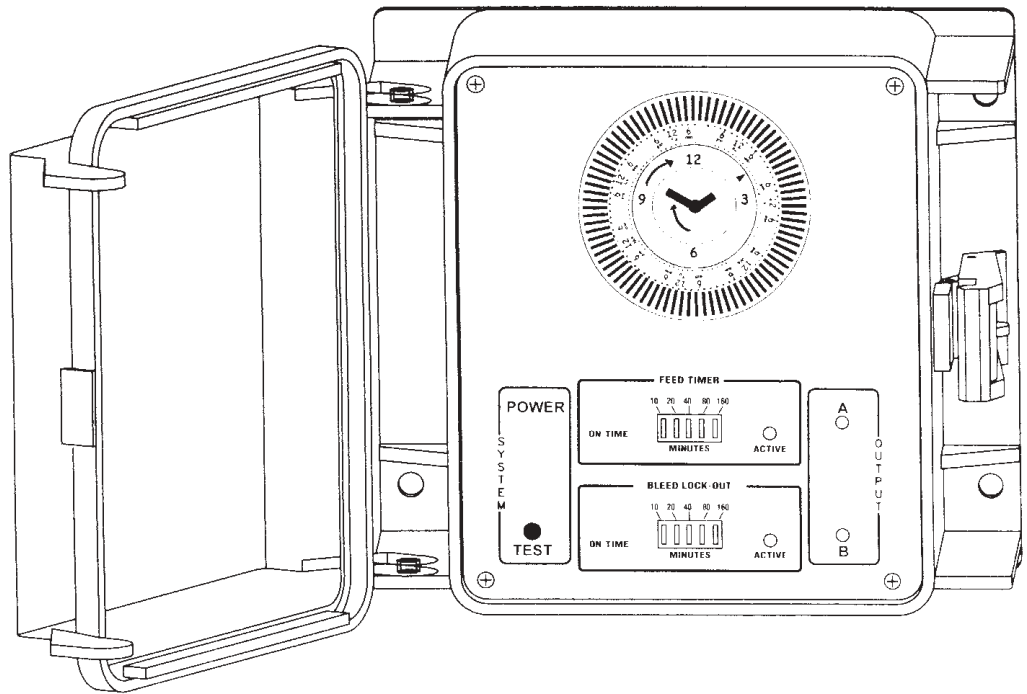


Model BC

Biocide Timer

Single
Dual



Key Features

- NEMA 4X Type Enclosure
- Simple to Operate
- Precise Electronic Timing
- LED indicator Lights
- Prewired Configuration
- Timer Test Switch
- Front Panel Settings
- 2 Year Warranty

Application

Model BC timers provide accurate control of biocide feed based on a seven day cycle clock.

The model BC-1 is a single biocide feed timer. The model BC-2 provides an alternating basis dual biocide timer. The model BC-2A adds a lock-out timer to the BC-2.

All BC models utilize a simple wheel design clock with tabs for easy programming at an affordable price.

Models

BC-1 - Run times are programmed in 2 hour increments using the clock dial for single biocide feed only.

BC-2 - Switch selectable to feed one biocide, or two different biocides on an alternating basis. time is set using the clock dial. Run times are adjustable from 10 minutes to 5 hours, in 10 minute increments.

BC-2A - Same as Model BC-2 with the addition of a second timer for bleed lock-out. Run times are adjustable from 10 minutes to 5 hours, in 10 minute increments.

Available Options

- D** Dry contact for bleed Lockout with 2 wire head
- E** Additional output cord - no power when pump energized for bleed lockout (BC-1)
- 5** Mounted Flow Switch
- W-1** Single 25 Amp Power Relay
- W-2** Dual 25 Amp Power Relay

Specifications

Electrical

- **Input:** 115 VAC, 50/60 Hz
- **Control:** 115 VAC, 15 Amp resistive
Standard units are prewired with an eight foot power cord and an 11" output receptacle.

Operational

- **B-1:** 2 hour duration, 7 days repeatable
- **BC-2:** 10 - 310 minute duration at 2 hour intervals, 7 days repeatable
- **B-2A:** 10 - 310 minute duration at 2 hour intervals. Lockout adjustable from 10 to 310 minute duration

Enclosure

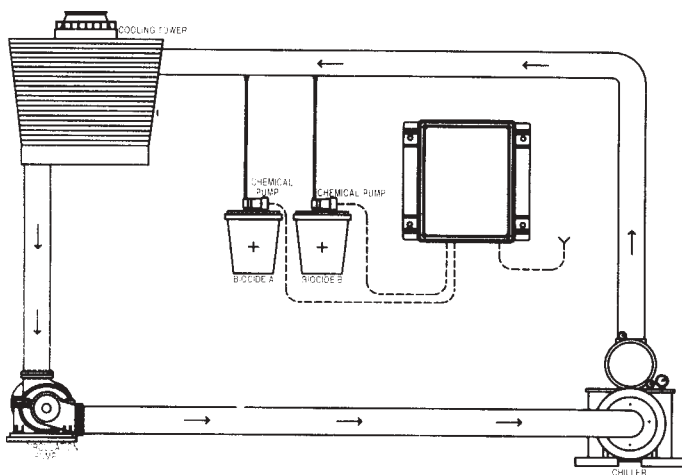
Heavy duty NEMA 4X type high impact thermoplastic with padlockable gasketed Lexan viewing door.

Environment

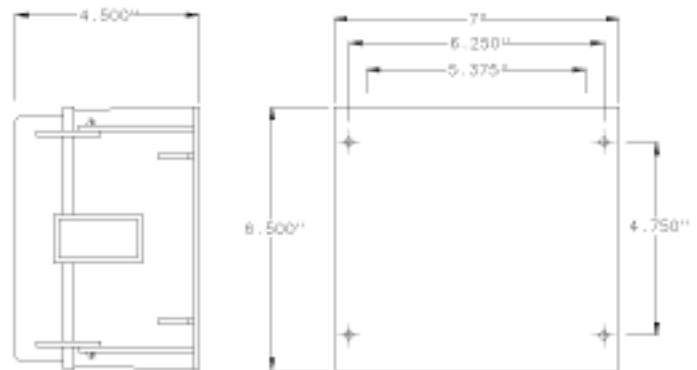
- Ambient temperature: 0 to 140° F (-17 to 58°C)
- Relative humidity: 0 to 100%

Shipping Weight Approximately 4 lbs.

Dimensions W 7" x H 6.5" x D 4.5"



Typical Installation



Get the Advantage

