


NanoTron-M

Corrosion Monitor and Control

Linear Polarization Resistance
(LPR) Corrosion Rate
Measurement



Key Features

- Compact Design
- Simple Step Through Menu
- NEMA 4X Style Enclosure
- Raised Dome Keypad
- Non-Volatile Memory
- 2 Year Warranty
- Prewired Configuration
- Pitting Output Available

Application

The NanoTron-M provides compact microprocessor based corrosion monitor control with many standard features and the flexibility to adapt to a variety of applications.

The NanoTron's simple step through menu provides user-defined configuration of set point relay activation with differential, high and low alarm.

A control relay and scalable analog output provide control, alarm and communication capabilities.

Base Models

- NANO-M0** = Corrosion monitor with no sensor body
- NANO-M01** = Corrosion monitor with PVC quick release probe body and 3/4" tee; 140 PSI @ 75°F
- NANO-M02** = Corrosion monitor with 1" SS threaded probe body; 200 PSI @ 200°F
- NANO-M20** = Corrosion and pitting monitor with no sensor
- NANO-M21** = Corrosion and pitting monitor with PVC quick release probe body; 140 PSI @ 75°F
- NANO-M22** = Corrosion and pitting monitor with 1" SS threaded probe body; 200 PSI @ 200°F

Options

Your unit may be supplied with one or more options listed at the end of the model number (i.e. **NANO-M0-AE3**). This list represents our most popular options. For a complete list of options, consult the factory.

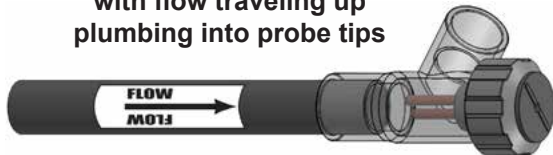
- A** = 120 VAC conduit connections
- A2** = Class F power cord, relay liquid tights, CE mark, 240 VAC relays
- A3** = Liquid tights only with CE mark, 240 VAC
- A5** = USA power cord and no relay cord 240 VAC
- A7** = Australian power cord (240 VAC)
- E** = Float style flow switch assembly; 140 PSI @ 75°F
- E3** = Paddle flow switch with PVC flow assembly
- E5** = Paddle flow switch with brass assembly; 250 PSI @ 75°F (order appropriate probes)
- E6** = Flow switch connection only with cable
- K** = Prewired mA output cable on M0 models
- K2** = Prewired mA output cable on M2 models
- W** = Larger enclosure with clear lockable cover
- Y** = ETL agency listing

Corrosion Sensor Tips (order separately)

- CE-MS** = Pair of Mild Steel
- CE-CO** = Pair of Copper
- CE-BR** = Pair of Admiralty Brass
- CE-CN** = Pair of Cupro-Nickel
- CE-AL** = Pair of Aluminum
- CE-SS-304L** = Pair of 304 SS

Consult factory for other tip materials

Typical installation with flow traveling up plumbing into probe tips



Specifications

Electrical

- **Input:** 100-240 VAC, 50/60 Hz
- **Control/Alarm:** Input VAC, 3 Amp / relay
Prewired units are supplied with an 8' (248.84 cm) power cord and an 8" (20.32 cm) output receptacle.
- **Analog Output:** Isolated 4-20mA

Operational

- **Display:** LCD 1 x 16 backlit alphanumeric
- **Keypad:** 6 button, raised dome tactile feedback
- **Scale:** 00.00-99.99 corrosion pitting

Enclosure

Heavy duty NEMA 4X style high impact thermoplastic

Environment

- Ambient temperature: 0° to 125°F (-17 to 52°C)
- Relative humidity: 0 to 100%

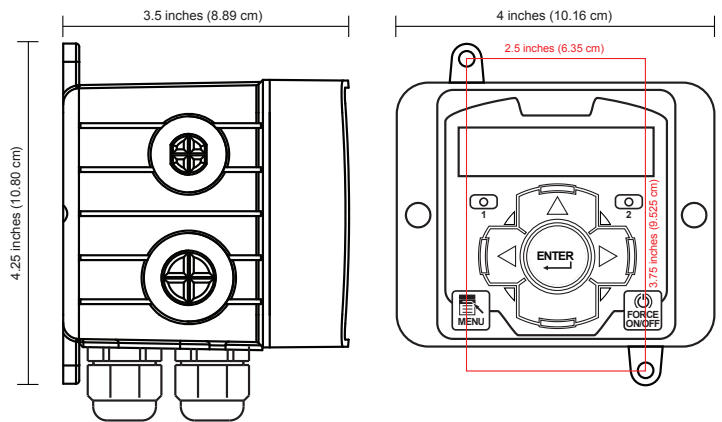
Shipping Weight: Approx. 2 lbs. (0.91 kg)
W Option: 6 lbs.

Dimensions:

- | | | | |
|---------|------------------|-----------------|----------------|
| Width: | 4" (10.16 cm) | W Option | 7.5" (19.0 cm) |
| Height: | 4.25" (10.80 cm) | | 7.5" (19.0 cm) |
| Depth: | 3.5" (8.89 cm) | | 5.9" (14.9 cm) |

NanoTron-M standard features include:

- 1 relay output (control)
- Scalable analog output 4-20mA



Note: Probe must be mounted horizontally. The inlet to the corrosion probe tee must have at minimum 8" of straight 3/4" rigid pipe. No other loop components can be installed in this section of pipe immediately before the corrosion probe tee; this includes measurement probes, elbow fittings, or tee fittings. Any adapters or pipe size changes must occur prior to this 8" section of pipe.

Get the Advantage



4700 Harold Abitz Dr
Muskogee, OK 74403
800-743-7431 phone
888-686-6212 fax
www.advantagecontrols.com