

PRIVATE LABEL LITERATURE CUSTOM BRANDING FOR YOUR PRODUCTS

YOUR DESIGN HERE — MEGATRON XT QUICK START —


MegaTron MT makes continuous monitoring and control of industrial water systems easy with its large full graphics, user-friendly, touch screen display. Using a simple system approach an individual MegaTron MT can control 1 to 4 systems. The MegaTron MT is programmed through a front panel keypad, or via the Internet through WebAdvantage, and can be configured to provide customized monitoring and alarm notifications for your application through the web. All wiring and programming is covered in the manual link below.

Mounting Instructions

Select a mounting location that provides the operator easy access to the unit and a clear view of the controls through the cover of the controller. The location should be convenient to grounded electrical connections, and should be on a stable vertical surface.

CAUTION	
1.	There may be live circuits inside the controller even when the optional power switch is in the OFF position. Never open the front panel without first disconnecting power from the outlet. Prewired controllers are supplied with an 8 foot, 18 AWG power cord with USA style plug for each bank of 5 relays.
2.	Low voltage signal wires (mA, digital input, water meter, etc.) should never be run in conduit with high voltage (like 115VAC) wires.
3.	Never attempt to land connections to the controller without first disconnecting power from the outlet.
4.	Do not block access to disconnect power during mounting and installation.
5.	The controller should be connected to its own isolated circuit breaker, and for best results, the ground should be a true earth ground, not shared. Any attempt to bypass the grounding will compromise the safety of users and property.
6.	The electrical installation of the controller must be performed by trained personnel only and conform to all applicable National, State and Local codes.
7.	Operation of this product in a manner not specified by the manufacturer may result in damage to equipment or persons.

MegaTron MT Manual
Scan this QR code to download the full MegaTron MT manual.

PRODUCT MANUAL → 

Direct link to the MegaTron MT manual:
<https://www.advantagecontrols.com/downloads/pdf/M-MegaTronMT.pdf>

2025-01-24

YOUR INFORMATION AND/OR LOGO GOES HERE

4700 Harold-Abitz Dr • Muskogee, OK 74403 Phone: (918) 686-6211 • Fax: (918) 686-6212 www.advantagecontrols.com



MegaTron MT Touch Screen Controller

Microprocessor Control of:

- Conductivity
- pH
- ORP
- Chemical Feed
- Biocide Feed
- Service Reports
- 4-20mA In & Out


Key Features

- Customizable LCD Display
- 100% Field History Graphs
- System Capacity
- Touch Screen Menu
- Notifications Included
- High Reliability
- Modular Design
- 4-20mA In & Out
- Memory
- Capacity
- Backup Options

Application

MegaTron MT touch screen controller is the industry leader in user friendly capability and flexibility with a large color touch screen. Users can be configured to control a wide range of digital and analog inputs. Advanced relay logic and notification lets you configure a unit to meet your specific system needs.

MT touch units can control single or multiple tanks, basins, water meter and other industrial applications and provide web based communications and reporting with WebAdvantage.



KEY FEATURES

- Personalize with your company logo and information
- Increase brand awareness
- Available for data sheets, manuals, brochures, and more.
- Quick start sheets ship with product.
- QR codes link to digital literature we host or we can link to your server.

APPLICATION

Your logo is your billboard. What better way to advertise your company than to have your own name on your own product? Including your information reminds your customers to think of you when it's time to make a purchase.

We place your company name, logo and contact information on the finished literature so you can share it "as you".

Customer supplied literature is also welcome.

Private Label Literature Details:

Advantage Controls offers private label literature (data sheets, manuals, etc.) for a nominal fee. We also offer private labels for product branding. See private label data sheet for more details.

Notes: Advantage prints quick start sheets and are included in the product box. The QR code links to a document (usually the product manual) on advantagecontrols.com or the customer's server. Customer would need to print any other literature themselves. If you are just needing a "non-branded" data sheet, we can send a file in Microsoft Word™ or PDF format at no charge. Original source files cannot be released.

Editing Fees:

\$50.00..... 2-page data sheet modification (depending upon extent of changes)
 \$75.00..... Quick start sheet alone (depending upon extent of changes)
 \$100.00..... Quick start sheet and instruction manual modifications
 (depending upon number of pages to be edited)

Contact factory Brochure/flyers modification

Contact factory Additional design services

Note: Customer updates would be re-billed. Advantage updates would be waived.

Incorporating "non-branded" data sheet with your Microsoft Word™ header / footer:

Customer will need to create a header / footer (image) in their software and insert into the Word file. Probably use a fixed position with no wrapping and/or the header/footer options. These measurements could vary depending on how much content the customer adds. Remember to allow for printer margins.

Header area (front)

8.5" x 1.325"

Footer area (front)

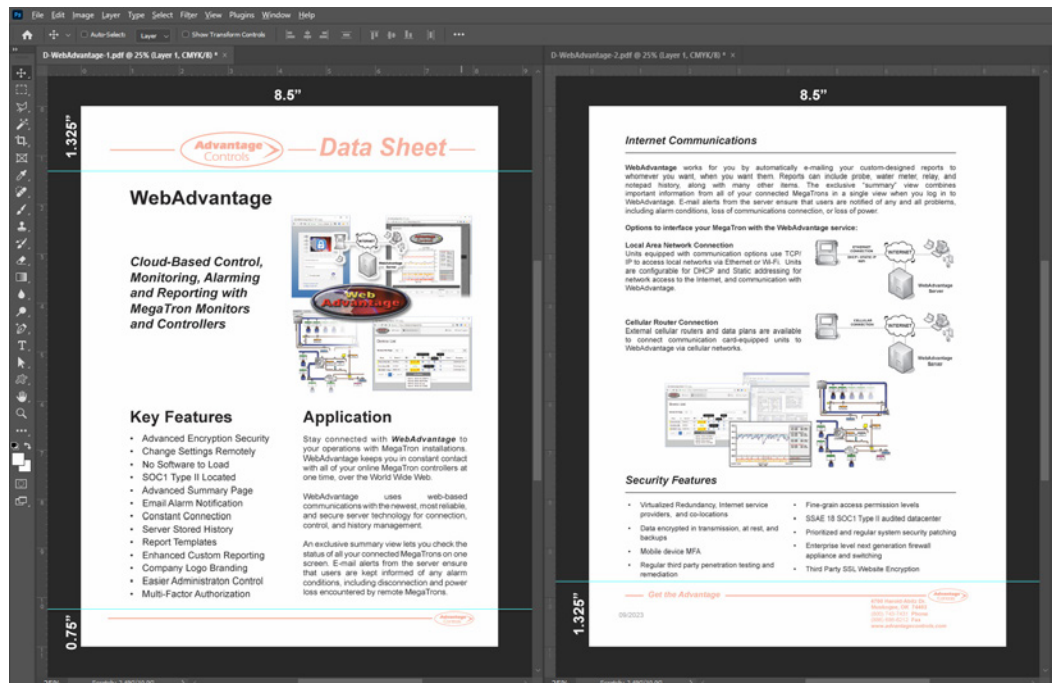
8.5" x 0.75"

Header area (back)

none

Footer area (back)

8.5" x 1.325"



05/2026

YOUR ADVANTAGE IN WATER TREATMENT EQUIPMENT

4700 Harold-Abitz Dr • Muskogee, OK 74403

Phone: (918) 686-6211 • Fax: (918) 686-6212

ADVANTAGE
CONTROLS
www.advantagecontrols.com